

Main  
Street  
Theater

Junie B. Jones:  
TOOTHLESS  
WONDER



all  
THEATER FOR ^ YOUTH  
ACTIVITY GUIDE

  
Texas Children's  
Hospital  
Season Sponsor

  
cammarata  
shisler & taylor  
Corporate Sponsor

  
FUNDED IN PART BY  
THE CITY OF HOUSTON  
THROUGH HOUSTON ARTS ALLIANCE

# Theater Etiquette

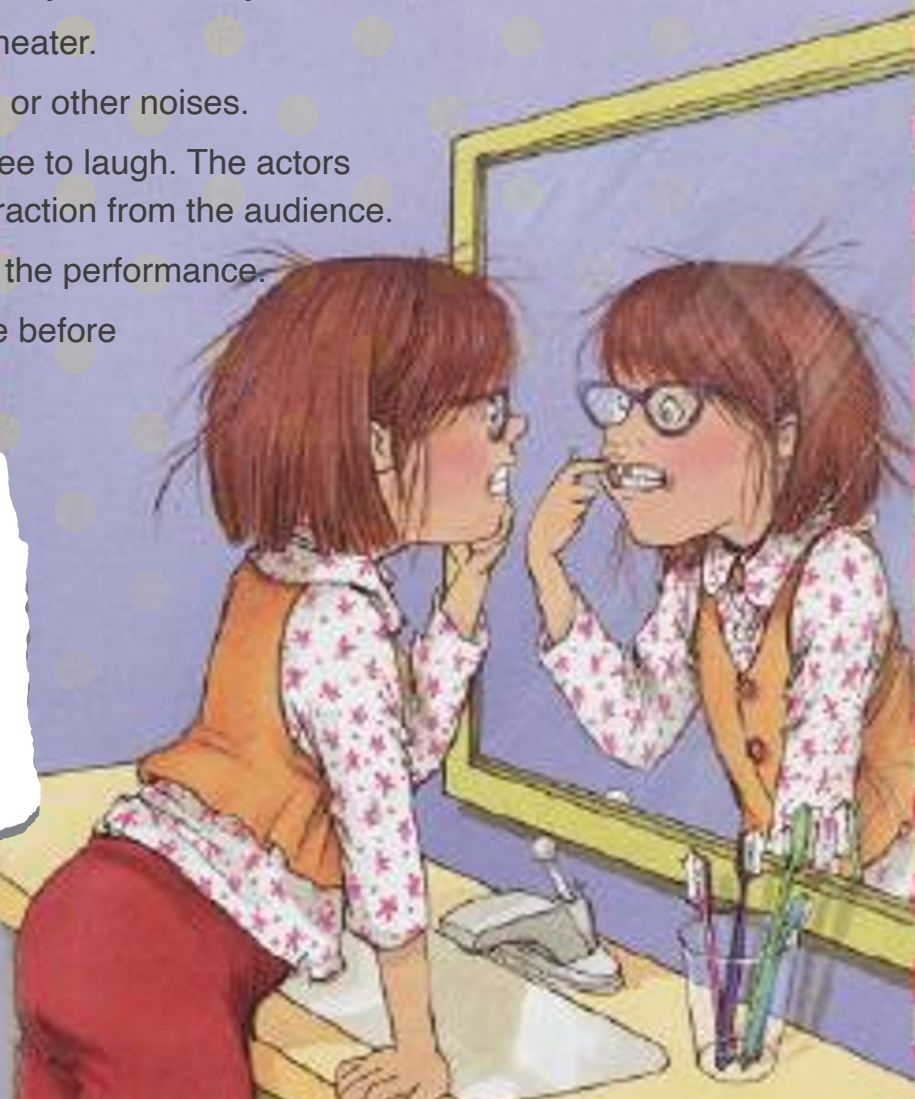
Being in a live performance is very different from seeing a movie in a movie theater or at home. The setting is much quieter, and noises created by viewers can interrupt the show and distract the performers. You are watching real people on stage; they deserve your respect while they perform.

## HERE ARE SOME BASIC GUIDELINES AND RULES FOR ATTENDING LIVE THEATER:

- No talking. Even whispers can be loud in a quiet room.
- If you have a cell phone, it must be turned off AND put away during the show. The light can distract performers.
- Keep bags, feet, and bodies out of the aisles. Sometimes actors walk through them during performances.
- Do not put your feet on chairs in front of you or sit on your feet in the seats.
- No food or drinks are allowed in the theater.
- Cover your mouth for yawns, coughs, or other noises.
- If you think something is funny, feel free to laugh. The actors are energized when they receive interaction from the audience.
- Don't stand up or switch seats during the performance.
- Use the restroom and get comfortable before the show starts.

**The actors love to receive  
fan mail from the children!**

(send to)  
**Main Street Theater  
Attn: School Bookings  
3400 Main Street, Suite 283  
Houston, TX 77002**



# Roles of Employees at the Theater



**Director:** The show's director decides how they want the show to look and feel. They choose actors and make decisions on sets, costumes, sound, lighting, etc. Coaching the actors and deciding how and where they move (called blocking) is a big part of this job.



**Actors:** These people give a role as a character in the show. They must learn their lines and decide how they want to present their personality. Are they funny or sad? They work closely with each other and the director to match the show's tone.



**Choreographer:** A choreographer creates the show's dances or complicated movements. This person designs the moves with the director's approval and then teaches the actors how to perform.



**Lighting Director:** This person designs how the intensity and color of the lighting will appear on the stage. The colors can change how the set looks and create a feeling for the audience.



**Musical Director:** The musical director learns all the show's music. They then must teach and lead any musicians, singers, and others involved in producing the piece.



**Ushers:** Ushers are the people who welcome you to the theater and help you find your seat. They can also answer many questions for theatergoers.



**Costumer or Costume Designer:** This person or team decides and puts together costumes for all the actors. Sometimes they make the costumes, and sometimes they put existing pieces together.



**Prop Master:** The prop master ensures that anything used in the show is prepared and ready for actors to grab as they walk onto the stage. Props can be baskets, a flower, a glass, or a sword. They are also responsible for acquiring the set designers approval of the furniture needed and the set dressing.



# Caring for Teeth!

Speak with your kids about how to take care of their teeth and why it is so important to do everyday.

**Circle all the things that help you have healthy teeth.**



# Self-Portrait Art Project

Junie B. talks a lot about feelings both physical and emotional. This story is also about knowing yourself and respecting others. Take advantage of these themes to have your children create self-portraits with texture!

## **GATHER SUPPLIES:**

- Background Paper
- Scissors
- Glue
- Brads or tacks
- Yarn, string, ribbon
- Textured paper or old wallpaper samples
- Fabric pieces
- Buttons
- Stickers


Create a 3-D self-portrait. Discuss about how people have different textures of hair, size, and shape of eyes, etc. Using varied mediums encourages kids to build themselves.



# Crafts & Citizenship

Print out eyeglasses on a thick paper. Have your child decorate them, cut them out and build them. Glue, staples, or brads can be used as fasteners. Talk about seeing life through someone else's eyes. Does the world look different when you consider another person's experience?

---



# Toothless Wonder Word Search

Can you find the words hidden in the puzzle?



J	U	N	I	E	B	F	I	R	E	D	R
C	X	L	P	R	R	I	O	M	I	N	E
L	A	N	R	L	E	R	S	R	A	R	Y
A	A	P	O	W	P	F	H	S	U	Y	S
S	H	E	T	I	U	C	I	C	R	T	H
S	S	J	E	T	L	O	L	R	P	O	E
R	T	J	C	G	S	T	I	R	S	R	L
O	A	H	T	H	I	E	D	Y	I	T	D
O	R	L	F	S	V	C	D	U	S	E	O
M	L	O	O	S	E	T	O	O	T	H	N
D	F	C	O	N	F	U	S	E	D	E	N
G	W	O	R	R	I	E	D	O	K	E	T

JUNIE B  
MAY  
MRS CARY

FIRST  
CLASSROOM  
LOOSE TOOTH

REPULSIVE  
WORRIED  
CONFUSED

PROTECT  
SHELDON  
WITCH

# Junie B. Toothless Wonder

All of the words below are either a character from the story, or have the word tooth in them. Can you unscramble them all?

HOTWTOCITH \_\_\_\_\_

ELCILULE \_\_\_\_\_

SOHTLOETS \_\_\_\_\_

YMSRARC \_\_\_\_\_

THYOFRIOA \_\_\_\_\_

UCONELUL \_\_\_\_\_

BRHE \_\_\_\_\_

NSEJEBONJIU \_\_\_\_\_



# Junie B. Jones Word Hunt

Find a word from the book & play for each letter of the alphabet.



**A** \_\_\_\_\_

**N** \_\_\_\_\_

**B** \_\_\_\_\_

**O** \_\_\_\_\_

**C** \_\_\_\_\_

**P** \_\_\_\_\_

**D** \_\_\_\_\_

**Q** \_\_\_\_\_

**E** \_\_\_\_\_

**R** \_\_\_\_\_

**F** \_\_\_\_\_

**S** \_\_\_\_\_

**G** \_\_\_\_\_

**T** \_\_\_\_\_

**H** \_\_\_\_\_

**U** \_\_\_\_\_

**I** \_\_\_\_\_

**V** \_\_\_\_\_

**J** \_\_\_\_\_

**W** \_\_\_\_\_

**K** \_\_\_\_\_

**X** \_\_\_\_\_

**L** \_\_\_\_\_

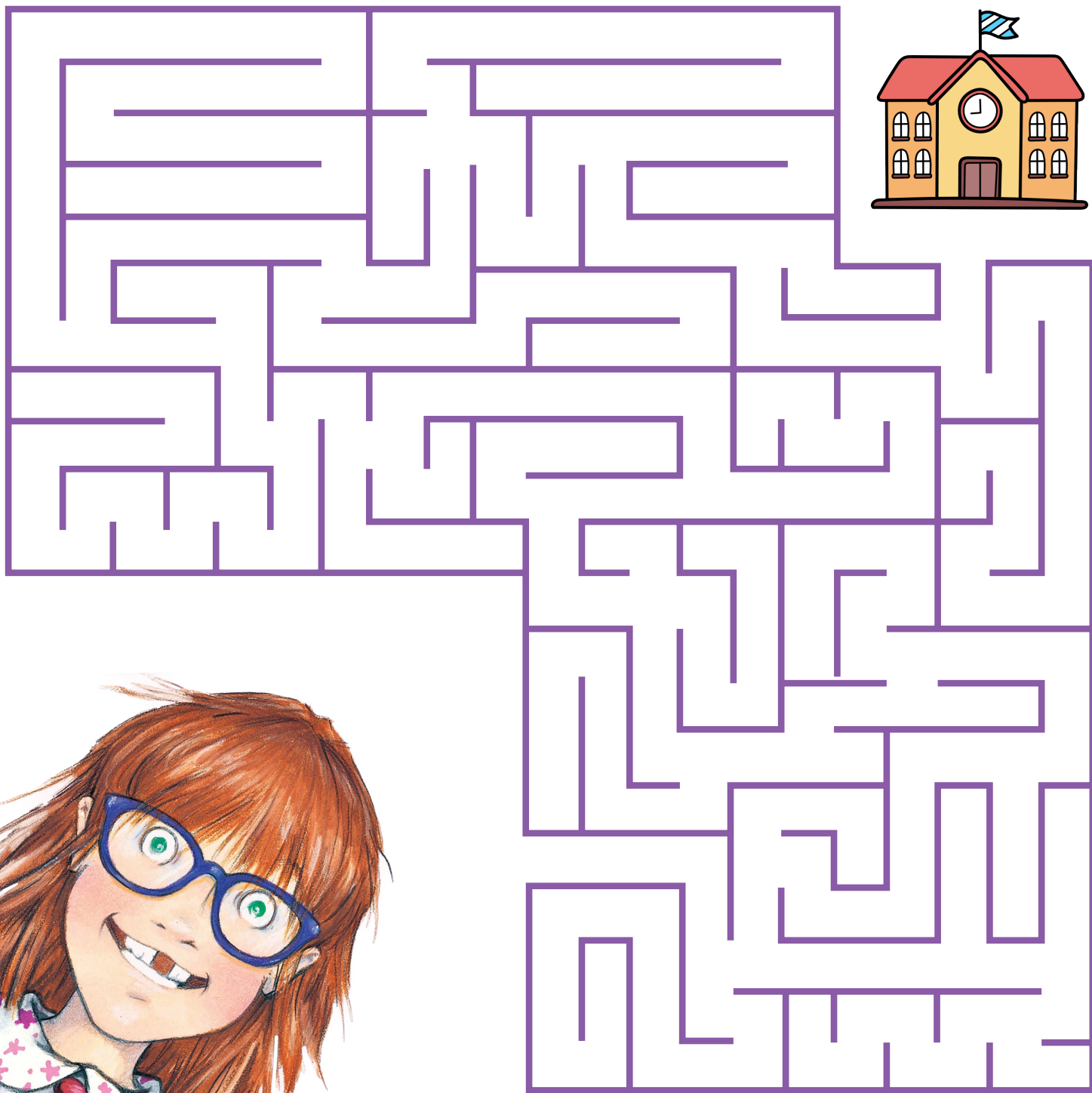
**Y** \_\_\_\_\_

**M** \_\_\_\_\_

**Z** \_\_\_\_\_

# Maze Game

Draw a line to help Junie B. get to school!



*Junie B. Jones Illustrations  
by Denise Brunkus*

# Help Junie B. Get Ready for Summer

Junie B. is home for summer vacation. Decorate her shirt and draw other summer items you think she needs this summer!

