

Main  
Street  
Theater

Disney's  
BEAUTY  
AND THE  
BEAST



© Disney

THEATER FOR <sup>all</sup> YOUTH  
ACTIVITY GUIDE

# DISNEY'S BEAUTY AND THE BEAST

MUSIC BY **ALAN MENKEN**

LYRICS BY **HOWARD ASHMAN** AND **TIM RICE**

BOOK BY **LINDA WOOLVERTON**

The tale of Belle, an adventurous young girl, who is taken prisoner by a Beast in his castle. Trapped under a spell, the Beast must earn the love of Belle in order to be set free. With the help of the castle's enchanted staff, Belle learns to look past his exterior, discovering the kind heart of a prince. An enchanted and heartwarming story for the holidays!



**The actors love to receive  
fan mail from the children!**

(send to)

**Main Street Theater  
Attn: School Bookings  
3400 Main Street, Suite 283  
Houston, TX 77002**

#### **Guide Credits**

Jennifer Bacall, Librarian  
Melanie O'Neill, Graphic Designer

# ABOUT THE CREATORS



**Alan Menken** is a Disney legend who has won more Academy Awards than any other living individual, including eight Oscars with 4 for Best Score and 4 for Best Song; 11 Grammy Awards (including Song of the Year for "A Whole New World"); and 7 Golden Globes. He is best known for his work on Disney films including *The Little Mermaid*, *Aladdin*, *The Hunchback of Notre Dame*, *Beauty and the Beast*, *Hercules*, *Pocahontas*, *Enchanted*, and *Tangled*, as well as the onstage musicals *Newsies*, *Little Shop of Horrors*, *A Christmas Carol* and *Sister Act*. He is currently working with Lin-Manuel Miranda on the new live action version of *The Little Mermaid*.

**Howard Ashman** was an American playwright, lyricist and stage director. He is most widely known for his work on feature films for Walt Disney Animation Studios, for which Ashman wrote the lyrics and Alan composed the music. Ashman has been credited as being a main driving force behind the Disney Renaissance. His work included songs for *Little Shop of Horrors*, *The Little Mermaid*, *Beauty and the Beast*, and *Aladdin*. Tim Rice took over to write the rest of the songs for the latter film after Ashman's death in 1991.



**Tim Rice** is an Academy Award, Golden Globe Award, Emmy Award, Tony Award, and Grammy Award-winning lyricist. He is best known for his work on *Joseph and the Amazing Technicolor Dreamcoat*, *Jesus Christ Superstar*, and *Evita* with Andrew Lloyd Weber. He then partnered with Alan Menken on Disney's *Aladdin*, *Beauty and the Beast*, and the musical *King David*. He also worked with Elton John on Disney's *The Lion King*, the musical *Aida*, and DreamWorks Animation's *The Road to El Dorado* and Ennio Morricone. In 1994 he was knighted by Queen Elizabeth II.

**Linda Woolverton** is a screenwriter, playwright, and novelist, whose works include the screenplays and books of several Disney films and stage musicals. She was the first woman to have written an animated feature for Disney, *Beauty and the Beast*, which is also the first animated film ever to be nominated for the Academy Award for Best Picture. She also co-wrote the screenplay of *The Lion King*, *Mulan*, and the screenplay and musical adaptation of *Beauty and the Beast*.



# THE HISTORY OF BEAUTY AND THE BEAST

Perhaps the most well-known version of the *Beauty and the Beast* tale is the 1991 Disney animated version. The film is based on the fairytale *La Belle et la Bête*, by **Gabrielle-Suzanne Barbot de Villeneuve**, published in 1740. The author was inspired by a real-life story of a man named Petrus who suffered from a disorder called hypertrichosis, which made thick, dark hair grow all over his body and face.

Some scholars believe that the story is much older than 1740, they believe the tale is based on the ancient myth called *Cupid and Psyche* from a Latin novel named *Metamorphoses*. This was written in 2<sup>nd</sup> Century CE by Apuleius.

Similar themes and characteristics occur in tales from all around the world. In these versions the beast is a snake:

- *The Woman Who Married a Snake* (unknown origin)
- *The Enchanted Tsarévich* (Russian)
- *The Fairy Serpent* (Chinese)
- *The Snake with Five Heads* (Africa)

In other retellings, the beast appears as a small-toothed dog, a horse and a bear!



## Beauty and the Beast on Screen

The first film version of the Beauty and the Beast tale was created in 1946. It was called *La Belle et la Bête*. It was directed by the French surrealist Jean Cocteau. It is considered “one of the most magical of all films” by film critic Roger Ebert.

Magazine, S. (2017, March 15). *The storied, International Folk History of Beauty and the Beast*. Smithsonian.com. <https://www.smithsonianmag.com/smithsonian-institution/storied-international-folk-history-beauty-and-beast-180962502/>

Moore, H. (2017, March 18). *The true stories behind beauty and the beast and other Disney Stories*. BBC News. <https://www.bbc.com/news/newsbeat-39302636>

*The original beauty and The beast story: Beauty and the beast history*. RSS. (2023, May 10). <https://www.pookpress.co.uk/project/beauty-and-the-beast-history/>

# CHARACTER BOTTLE

Directions: Design 3 unique stickers to represent a character that you saw in *Beauty and The Beast*. Write 2–3 sentences explaining each.

## Sticker 1

---

---

---

---

---

---

---

---

## Sticker 2

---

---

---


---

---

---

---

---



## Sticker 3

---

---

---

---

---

---

---

---

Teacher Note: Have your students design “stickers” for a paper water bottle. This lesson has them consider characters in the show. The idea could be changed to themes, locations or any topic relevant to your class.



# FAIRY-TALE GRAPHIC ORGANIZER

Name: \_\_\_\_\_ Date: \_\_\_\_\_

Introduce your students to Fairy Tales. Have them discover the characteristics and talk about the ones that you see in Beauty and the Beast. Now try to find them in other Fairy Tales and maybe even create your own!



Once upon a time there was...



Every day...



Then one day...



Because of that...



Because of that...



Until finally...



# REWRITE YOUR FAVORITE SCENE

Using the same characters and world in *Beauty and The Beast*, rewrite a scene from the show.



**WHAT SCENE HAVE YOU CHOSEN?**

**WHO IS IN THE SCENE?**

**WHERE DOES IT TAKE PLACE?**

**HOW WILL THE SCENE END?**

**WHAT WOULD YOU CHANGE?**

# WHO • WHAT • WHERE WHEN • WHY • HOW

















Answer the 5 Ws as a class – Use this simple class call-out page to familiarize students with sorting out the 5 Ws in stories. After seeing *Beauty & The Beast*, answer the questions below.

<b>Who</b> Who is it about?	<b>What</b> What happened?	<b>Where</b> Where did it take place?
<b>When</b> When did it take place?	<b>Why</b> Why did it happen?	<b>How</b> How did it happen?



# CAN YOU CRACK THE CODE

Each image represents a letter. Write down the letter for each image to see which word from *Beauty and The Beast* they represent. After you have tried these, make some yourself and see if your friends can solve them. You can make an new alphabet with your own drawings!

A		J		S	
B		K		T	
C		L		U	
D		M		V	
E		N		W	
F		O		X	
G		P		Y	
H		Q		Z	
I		R			



-----



-----




-----



-----

# FAIRY TALE BOOKS

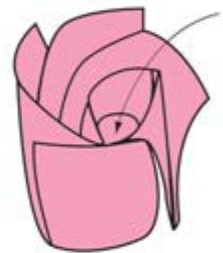
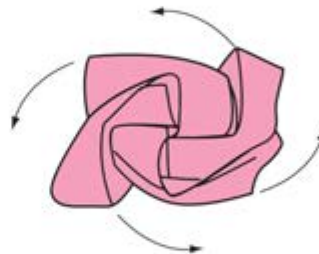
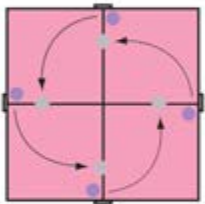

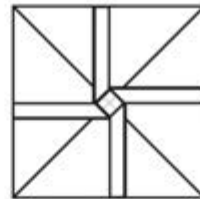
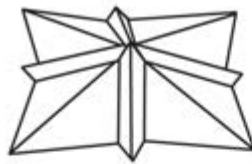
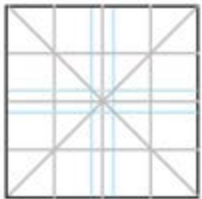
*Beauty and the Beast* is a fairy tale. What other fairy tales can you think of? Write the name of one on each book and color it in.



# CREATE YOUR OWN ORIGAMI ROSE!


Provide students with a piece of paper in a square shape. Sizes can vary.

- STEP 1** Fold the paper across into a triangle shape and crease.
- STEP 2** Open the paper and then fold the paper in the opposite direction and crease again.
- STEP 3** Open the paper and fold in half so that it creates a rectangle and crease the paper.
- STEP 4** Fold the paper again into a thinner rectangle and crease again. When your paper is open it should look like image one.
- STEP 5** Form the four corners by folding the sections in as seen in image two.
- STEP 6** Flatten the paper while rotating counter-clockwise as seen in image three.
- STEP 7** Turn the piece over as seen in image 4.
- STEP 8** Form the 3D rose by taking each top right corner and folding to next quadrant, counter-clockwise as seen in image 5.
- STEP 9** Form the rose in the palm of your hand as seen in image 6.
- STEP 10** Turn over and press down the center of the rose, by pressing down slightly at the base as seen in image 7.
- STEP 11** Fold down edges and tuck in to form the bottom of the rose.



# WHAT SEASON IS IT?

Under each tree, write the season that it is: **WINTER, SUMMER, SPRING, FALL**



# VOCABULARY ACTIVITIES

Match the noun to the correct picture.



Rose



Door



Robber



House



Castle



Fox



Library



Book



Map



Dress



Watch



Grandfather

Look at some of the characters from the show & use the adjectives below to describe them.

Happy

Poor

Nice

Good

Hungry

Together

Small

Cruel

Dangerous

Big

Ugly

Lazy

Strong

Beautiful

Weak

Kind

Rich

Gentle

1. Character: \_\_\_\_\_

\_\_\_\_\_

\_\_\_\_\_

2. Character: \_\_\_\_\_

\_\_\_\_\_

\_\_\_\_\_

3. Character: \_\_\_\_\_

\_\_\_\_\_

\_\_\_\_\_

4. Character: \_\_\_\_\_

\_\_\_\_\_

\_\_\_\_\_

5. Character: \_\_\_\_\_

\_\_\_\_\_

\_\_\_\_\_

# GREAT BOOKS TO READ AFTER SEEING *BEAUTY AND THE BEAST*.



***Disney Animated Classics: Beauty and the Beast*** by the editors of Studio Fun International

This book follows the animated Disney film version and includes photos, paintings, sketches from the film's creators. It has foiled pages and is considered a collectible for Beauty and the Beast fans.



***Beauty & the Beast*** by Mahlon F. Craft

This beloved tale is captured with lyrical prose and lavish illustration. In the spirit of the Crafts' previous collaborations, their acclaimed fairy-tale retellings of *Cinderella* and *Sleeping Beauty*, this timeless tale is brought to life with sumptuous paintings and ornamental detail in this lush picture book to be a cherished at story time again and again.



***Les Petits Fairytales: Beauty and the Beast*** by Trixie Belle and Melissa Caruso-Scott, illustrated by Oliver Lake

Perfect for young readers, this book features one word on every page so using the word prompt and the charming illustrations, you can fill in the story as you read this board book to your child.



***Beauty and the Beast: A Pop Up Book of the Classic Fairy Tale*** by Robert Sabuda

Kids of all ages enjoy a beautiful pop up book! This version includes vibrant colors in the retelling. Lift the flap and Pop-up pages alternate throughout the story and make you want to look through the book again and again!



***Beauty and the Beast*** by Cynthia Rylant and Illustrated by Meg Park

Newbery and Caldecott winner, and author of over 100 books, Cynthia Rylant provides a succinct and moving retelling of the classic fairy tale. Matched with gentle and flowy illustrations by Meg Park, this version of Beauty and the Beast will please the entire family.



***Beauty and the Beast*** by H. Chuku Lee and Illustrated by Pat Cummings

This version of Beauty and the Beast uses the lush architecture, art and culture of West Africa to tell the tale. It uses dazzling costumes and jewels to roll out the classic tale of pain, misunderstanding and longing. Over time, however, Beauty sees the gentler side of the Beast, and an unexpected bond forms. But will it be strong enough to break a curse that threatens the Beast's life?